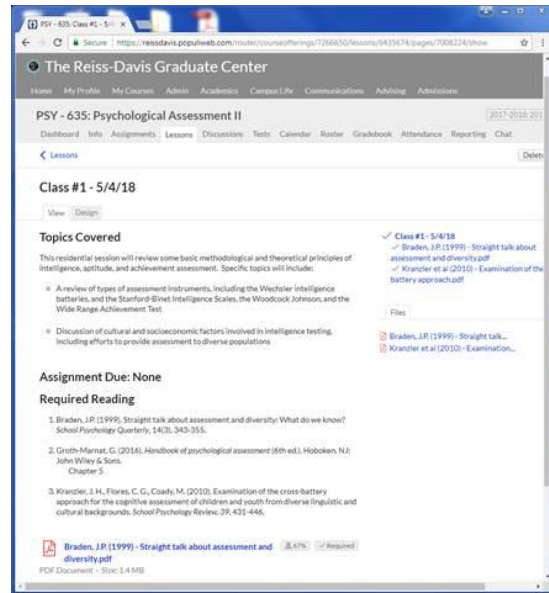
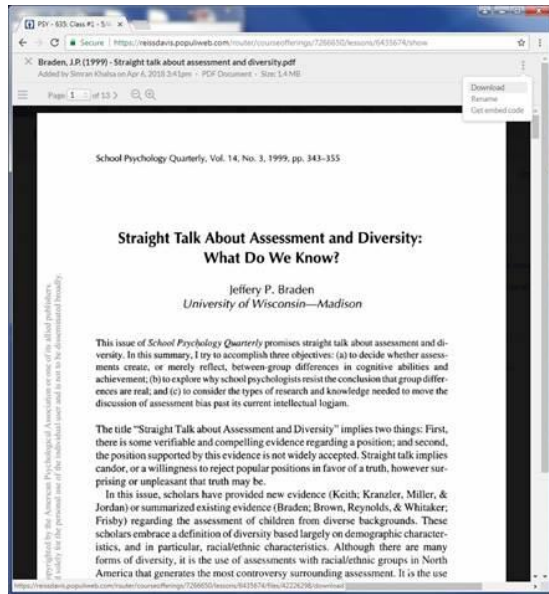


Printing in Populi


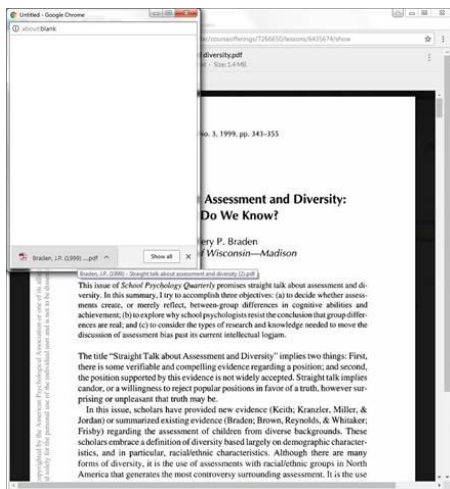
When you access a reading through Populi, first go to the “Lessons” section of the class and click on the reading that you want to download.



Once you click on the reading it will pop up in a preview box like this. Once it is in this preview mode, click the vertical ellipses in the Populi window (not the browser) and a download option should come up. When you click download, Populi will download this to your computer.



This will look different depending on your browser, the last two photos show it on Google Chrome and Internet Explorer (in that order). From here you can click the reading to open and print.



More questions? Email Populihelp@reissdavis.org